

# 25 Beautiful KITCHENS

MORE REAL KITCHENS THAN ANY OTHER MAGAZINE

NEW SIZE  
NEW LOOK!

AWARD-WINNING DESIGN

Top marks go to this former chapel makeover

ALL  
UNIQUE  
DESIGNS

STEAM OVENS

The latest  
must-have  
appliance

WOODEN FLOORING

Choosing and caring  
for solid wood

CLASSIC  
KITCHENS  
SPECIAL

Designs that  
stand the  
test of time

WIN ONE OF FIVE DOUBLE  
OVENS FROM NEFF  
WORTH £1,200 EACH

March 2007 £3.75



164 pages packed with ideas and inspiration for every style and budget

# Taking a bow

any cook would be delighted to be at the helm of the Armstrongs' kitchen

One of the things that attracted Karen and James Armstrong to their 1970s-built home was the size of its rooms. However, the long and narrow shape of both the kitchen and dining areas let it down. 'From the outset, we wanted to create a huge living kitchen,' Karen says. 'In order to achieve the generous proportions required, we took down the wall separating the two rooms, before enlarging the space considerably with a four-metre-long extension into the garden.'

Two RSJs and 23 floor-to-ceiling windows later, the couple had the huge light-filled kitchen they'd dreamed of. The next challenge was to choose cabinetry that complemented the spectacular and spacious room. 'We hoped to create a timeless kitchen that we could spend all day in together as a family,' Karen explains. 'We especially wanted our children, Tiggi, seven, and Paddy, five, to have enough space to be able to play safely, while James and I either cooked or entertained in the same room.'

Karen trawled through magazines until she finally hit upon the perfect cabinetry – handsome dark oak and cool stainless-steel units by Häcker arranged in a combination of straight lines and flowing curves. 'The only problem was that the design company responsible was based in Edinburgh, but I called them anyway,' Karen recalls. 'To my delight, they tracked down Dewhurst Kitchens, who also work with Häcker cabinetry.'

Besides turning the couple's vision into a reality, designer Lindsey Donnachie alerted Karen to Miele's Experience Centre in Abingdon, where potential customers can try out their appliances. 'It was a 200-mile round trip, but worth it,' Karen enthuses. 'When I came home I just couldn't stop raving about the appliances I'd tested. James said I sounded like a *Top Gear* presenter, but to me it was like being in a sweet shop. I was walking around thinking, "I'll have one of those, one of those and, oh, one of those."'

Karen's must-have product from the trip was an all-singing, all-dancing Miele coffee maker. 'I love to sit at the bar with a fresh cup of coffee, watching the kids play as James conjures up a fabulous meal,' she says. 'This room is exactly what we set out to achieve – a living kitchen everyone wants to spend time in.'



The Tobacco Oak and stainless-steel-effect cabinets are arranged in a sociable bow shape that ensures Karen and James can chat to guests relaxing in either of the room's seating areas. The Ice bar stools came from John Lewis



Without sacrificing too much outdoor space, the Armstrongs' new extension brings a spectacular amount of extra light into their 1970s-built home in Rutland



I just couldn't stop raving about the appliances I'd tested at Miele's Experience Centre

Light flooding into the kitchen is reflected by the bridge freezer's glamorous mirrored-glass doors. The appliance has ClimateZone drawers that can store food at different temperatures for optimum preservation



Fully integrated for a seamless look, Karen's AAA-rated Miele dishwasher is operated via a control panel at the top of its door and has a childproof lock for added safety

Karen keeps the children's favourite chocolate spread out of their reach in one of the wall cabinets with bi-fold doors that lift up and out of harm's way. Opaque glass fascias keep their contents a mystery to guests



*I wouldn't be without my coffee machine. It takes little coffee pods so there's no grinding involved, and it's really easy to clean – it even de-scales itself at the push of a button*



Pale walnut boards from Big Hardwoods distinguish the relaxed dining and play space from the preparation area, with its easy-to-clean porcelain flooring from Parkside Tiles

The induction hob will only generate heat when a ferrous metal pan is placed on one of its electromagnetic elements. The black glass strikes a dramatic contrast with the pale Silestone worktop, which offers unique antibacterial protection and is scorch and stain resistant



Though they encountered few problems during the course of the project, the couple did struggle when it came to finding an outlet for the sleek stainless-steel extractor fan. As there was no suitable exterior wall directly behind the fan, its ducting had to be taken up through the ceiling and across the full width of the kitchen to an outlet created six metres away

*'We were 100 per cent confident about choosing the dark furniture because we knew how much light the extension would create,' Karen explains. Steel-effect fascias are interspersed with the oak to enhance the scheme's contemporary feel and coordinate with Karen's stainless-steel appliances*



**Where to buy** Amana 01737 231000 Big Hardwoods 0870 013 0215 Cosentino 0870 011 8788 Elica 01252 351111 Franke 0161 436 6280 Häcker 020 7372 5252 John Lewis 0845 604 9049 Max Appliances 01424 751666 Miele 0845 330 3666 Parkside Tiles 0116 276 2532

## THE KITCHEN FILE

### DESIGN & CABINERY

- Lindsey Donnachie at **Dewhurst Kitchens**, 98 Granby Street, Leicester LE1 1DJ (0116 255 5745) [www.dewhurstkitchens.co.uk](http://www.dewhurstkitchens.co.uk)
- Miele Systemat SM5080 Tobacco Oak and stainless-steel furniture

### WORKTOPS

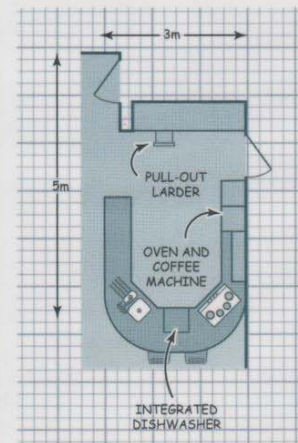
- 60mm Stellar Blanco Silestone, Cosentino. Price per sq m **£600**

### SINK & TAP

- KBX16045-20 Kubus one-and-a-half-bowl undermounted sink, Franke **£366**
- Semi-Pro lever tap with spray, Franke **£365**
- Maxmatic 3000 waste disposal unit, Max Appliances **£350**

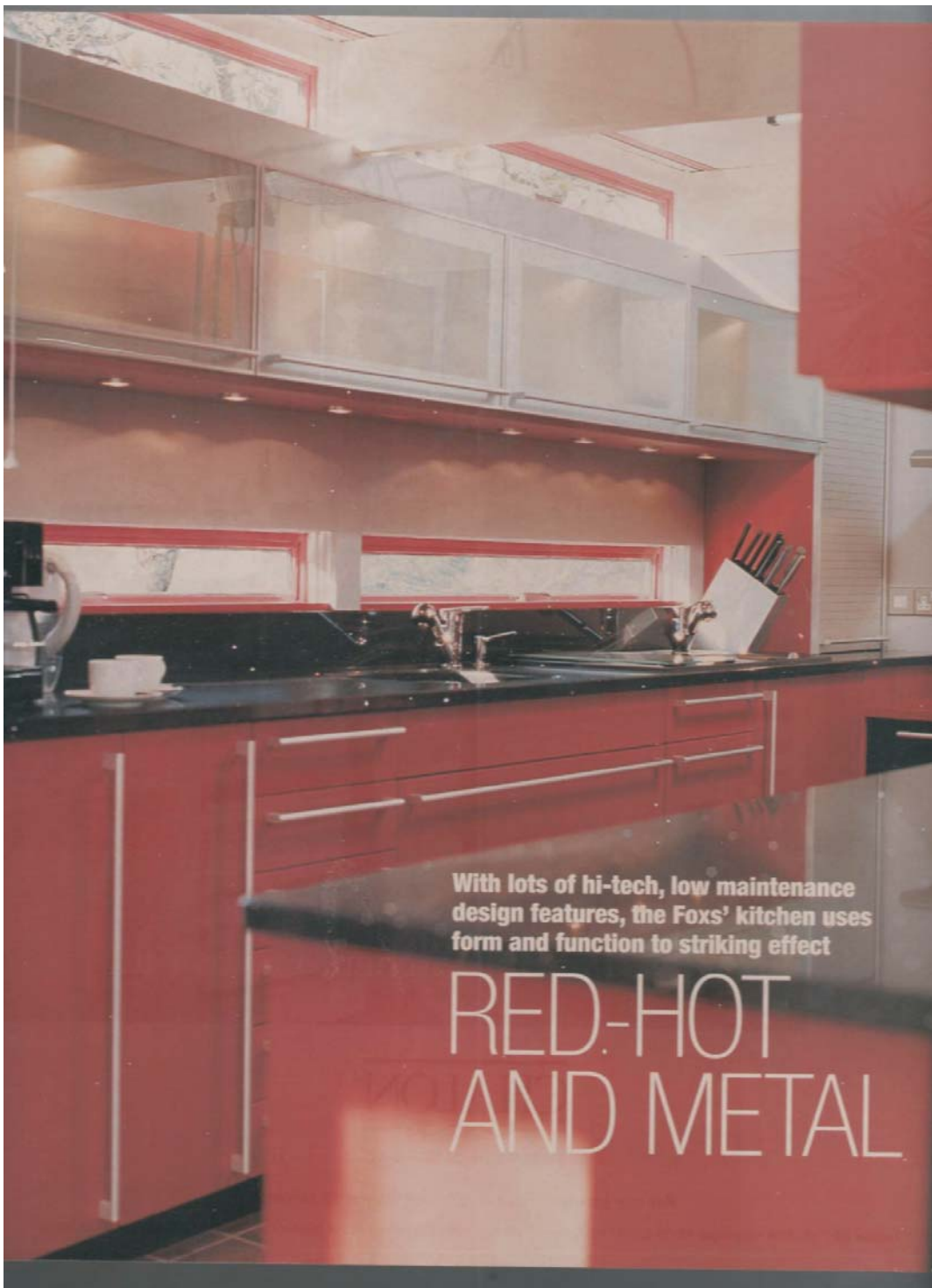
### APPLIANCES (shown)

- H4641BPKAT pyrolytic single oven, Miele **£1,565**
- H4060BM combination microwave, Miele **£1,575**
- DG4060 steam oven, Miele **£1,400**
- KM499-1 induction hob, Miele **£1,400**
- Menhir island extractor, Elica **£950**
- CVA2660 Nespresso coffee machine, Miele **£1,230**
- EGW4060-14 warming drawer, Miele **£350**
- Reflection side-by-side fridge freezer in stainless steel and black glass, Amana **£3,000**
- G1470SCVi integrated dishwasher, Miele **£800**



### GUIDE PRICE

- Starting price for a Häcker Systemat kitchen from Dewhurst Kitchens **£5,000**



With lots of hi-tech, low maintenance design features, the Foxs' kitchen uses form and function to striking effect

# RED-HOT AND METAL

## Contemporary Matt red laminate



### KITCHEN FILE

**Design**  
Lindsey Donnachie  
at Dewhirst Kitchens,  
98 Granby Street, Leicester  
LE1 1DU (0116 255 5745)

**Worksurfaces**  
Black Nova and Red Nova  
Caesarstone. £450 per m

**Flooring**  
Existing quarry tiles

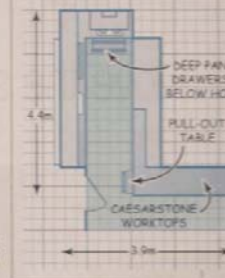
**Appliances**  
Aluminium 90 extractor,  
£600, Elica, T4742 induction  
hob in black, £565, U161  
double oven in aluminium,  
£1075, fully integrated  
dishwasher, all Neff. All  
supplied by Dewhirst. Existing  
microwave, Panasonic,  
existing fridge, Hotpoint

**Sinks and taps**  
Blancoaxia 5S sink with  
accessories, £400, Blanco;  
PMP508 stainless-steel  
undermounted sink, £230.  
Soft Options: 2 x Royal  
4000S chrome taps with  
spray, £210 each, Blanco.

### PRICE GUIDE

£23,000 Total cost

### KITCHEN LAYOUT



**M**aria and John Fox are great fans of colour. Their Leicestershire bungalow is crammed with vibrant retro furniture so, when the time came for a new kitchen, colour was right at the top of their list. 'John was adamant that we weren't going to have a boring kitchen,' says Maria.

Both Maria and John, a former textile designer, love contemporary style and after spotting this striking red and black design in Dewhirst's showroom, they knew it was the one for them. 'It was quite sad to see the old kitchen go though,' says Maria. 'John designed and built it himself when we bought the house in 1967, so it had a lot of happy memories for us.'

With the help of Dewhirst designer Lindsey Donnachie, Maria and John spent a lot of time ▶

**1 & 2** Aluminium shutters, Caesarstone worktops and frosted glass combine to give Maria and John's kitchen a contemporary feel


**3** A slab of red Caesarstone surrounds the black induction hob, creating a mini focal point contrasting with the black unit below. Maria stores cutlery and saucepans in the deep drawers



### Design secrets

'Ergonomic design makes this kitchen highly efficient. As Maria is petite, the hob has been deliberately set lower than usual enabling her to see into the pans while she's cooking. She uses the worktop on the right side of the room to roll out her pastry so this has been made lower.'

■ Lindsey Donnachie



'We were not going to have a boring kitchen'

**1** The Foxes' existing microwave was incorporated into the new scheme but they splashed out on stylish new appliances including the Neff double oven and the brushed-steel FA Porsche kettle

**2** Yet another space-saving solution – this pull out larder provides extensive storage for tins and packets and is easily accessible

**3** Although the kitchen is small, removing the door and covering the opening with vertical blinds helps to open up the space and bring in light from the back door



and John had worried that the room might be too dark but with halogen spots both inside and beneath the units, plenty of light is bounced around the room.

In such a contemporary setting, wall tiles were a definite no-no. Instead the couple opted for sleek aluminium wall panels, which together with matching appliances and simple bar handles are the perfect foil for the boldly coloured furniture.

The glass wall units too, used for storing crockery have proved a great success. 'As the doors lift up rather than out, you can safely have them all open at once. This makes unloading the dishwasher really easy,' smiles Maria. 'Everything can be put away quickly.'

The inclusion of roller door cabinets – the perfect hiding spot for Maria's toaster and mixer – is yet another clever idea in this carefully thought out kitchen where colour is the key but storage is the secret. ☺

**WHERE TO BUY** Blanco 020 8450 9100 Caesarstone 0800 169 2374 Elica 01252 515355 Neff 0870 513 3090 Siemens 0670 840 3300 Soft Options 01291 650455



FEATURE BELLY RICHARDS PHOTOGRAPHY DAVID HELLERY